

IP LINK

DESIGNED BY ÉMILIE CATHELINÉAU









Élégance des formes, aux accents minimalistes et aux finitions soignées. Retrouvez l'esprit CVL dans une collection d'appliques esthétiques et fonctionnelles, spécifiquement conçues pour la salle de bain.



Elegant shapes, minimalist accents and immaculate finishes. Find the CVL spirit in a collection of aesthetic and functional wall lights, specifically designed for bathrooms.



**Finitions
Finishes**

 Laiton satiné SB Satin brass	 Graphite satiné SG Satin graphite	 Nickel satiné SN Satin nickel	 Cuivre satiné SC Satin copper
 Laiton poli PB Polished brass	 Graphite poli PG Polished graphite	 Nickel poli PN Polished nickel	 Cuivre poli PC Polished copper

**Matériaux
Material**

Laiton massif Solid Brass	Diffuseur polycarbonate satiné Satin Polycarbonate diffuser	Ruban Led sans points visibles Led strip without visible dots
------------------------------	--	--

**Source
Lamping**

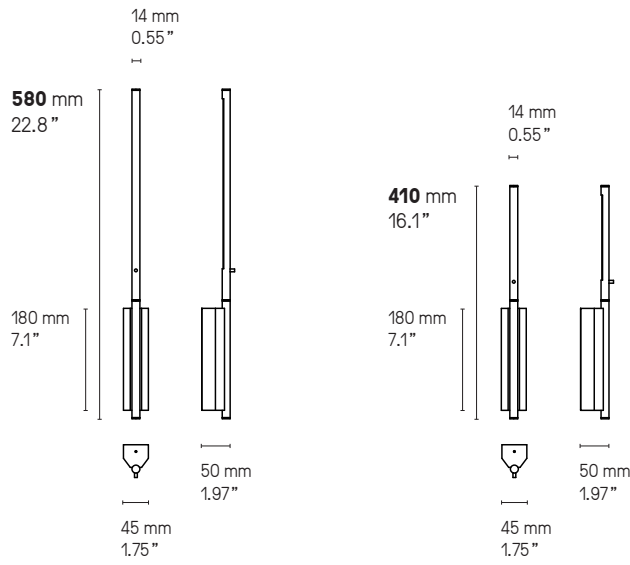
IP Link 410 (410 mm - 16.1")				
LED intégrée	150 lm	3 000°K	Alimentation 24 V intégrée	Non variable en standard
Integrated LED	150 lm	3 000°K	Remote power supply 24 V incl.	Standard version not dim.
IP Link 580 (580 mm - 22.8")				
LED intégrée	300 lm	3 000°K	Alimentation 24 V intégrée	Non variable en standard
Integrated LED	300 lm	3 000°K	Int. power supply 24 V included	Standard version not dim.
IP Link double 610 (610 mm - 24.1")				
LED intégrée	300 lm	3 000°K	Alimentation 24 V intégrée	Non variable en standard
Integrated LED	300 lm	3 000°K	Int. power supply 24 V included	Standard version not dim.
IP Link double 960 (960 mm - 37.8")				
LED intégrée	600 lm	3 000°K	Alimentation 24 V intégrée	Non variable en standard
Integrated LED	600 lm	3 000°K	Int. power supply 24 V included	Standard version not dim.
IP Link double 1300 (1300 mm - 51.2")				
LED intégrée	800 lm	3 000°K	Alimentation 24 V intégrée	Non variable en standard
Integrated LED	800 lm	3 000°K	Int. power supply 24 V included	Standard version not dim.

**Norme
Standard**

IP44	Classe II
IP44	Class II

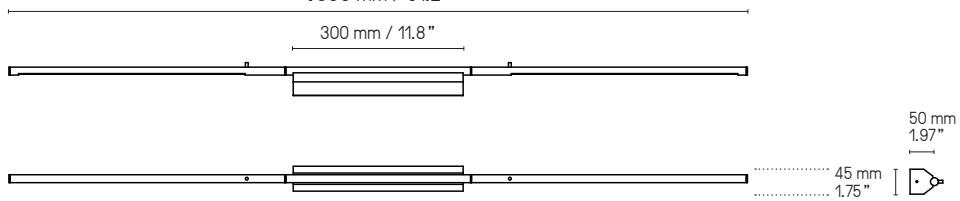
Designer

Émilie Cathelineau

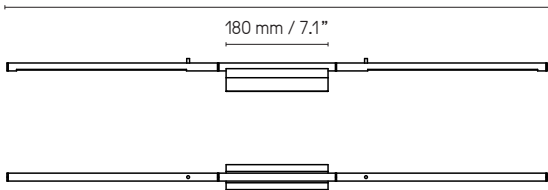


Longueurs sur mesure possibles.
Custom dimensions available upon request.

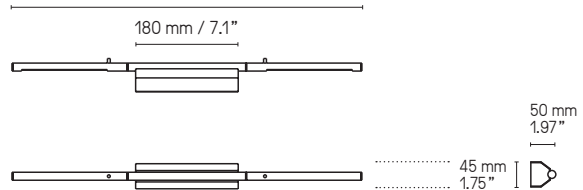
Double
1300 mm / 51.2"



Double
960 mm / 37.8"



Double
610 mm / 24.1"





IP Link Double 960 PG



IPLink 410 SB

© Pro Design St-Petersburg


NUANCIER - FINISH OPTIONS



LAITON - BRASS

- | | |
|-------------------------------------|---|
| ① Laiton satiné
SB Satin brass | ② Graphite satiné
SG Satin graphite |
| ③ Nickel satiné
SN Satin nickel | ④ Cuivre satiné
SC Satin copper |
| ⑤ Laiton poli
PB Polished brass | ⑥ Graphite poli
PG Polished graphite |
| ⑦ Nickel poli
PN Polished nickel | ⑧ Cuivre poli
PC Polished copper |


ABAT-JOURS - LAMPSHADES



Drop Paper® 100




Drop Paper® 101




Drop Paper® 103



Chinette blanche
White chinette




Chinette noire
Black chinette



Duke
Duke

CÂBLES - CABLES



Tissu noir
Black textile




Tissu or
Gold textile

VERRERIE - GLASS



Opale
Opal



Opale et écaille
Opal and patterned



Claire et écaille
Clear and patterned



© Yannick Labrousse

CVL LUMINAIRES

79 ROUTE DE LA CHEVALLERIE – 49770 LONGUENÉE-EN-ANJOU – FRANCE

TEL. +33 (0) 2 41 32 67 54

EMAIL : CONTACT@CVL-LUMINAIRES.FR

WWW.CVL-LUMINAIRES.FR

Brand identity & art direction: [POOL](#) Layout & production supervision: [deuxpointdeux](#)
Texts: [Valérie Marion](#) Translation: [CVL](#) Photos: [Garnier Studios](#) except when mentioned otherwise 3D: [CVL](#) except when mentioned otherwise

Make sure to download our latest catalogue [here](#)